

PIRANHA  
**PLASMA  
TABLES.**



# SELECTING YOUR PIRANHA MACHINE

When selecting a thermal cutting machine – how do you go about selecting the right one? Use the Piranha Cutting technology comparison to determine which machine fits your needs.

## WHAT IS YOUR DETERMINING FACTOR?

- ▲ Cut Quality
- ▲ Budget
- ▲ Cutting Speed/Thickness

## WHAT SETS PIRANHA APART?

- ▲ Extensive thermal cutting experience
- ▲ Wide range of technologies  
*Air Plasma / HD Plasma / Combination Punch Plasma / Lasers (1-12kW)*
- ▲ Ability for process comparisons to develop detailed time study reports  
*Our detailed homework starts with your part drawings. The report will show each process and compare such things as: cut speed, cut quality, gas and electrical usage. This will give a comprehensive view of operating costs and machine investment to help determine the best fit to maximize your profitability.*

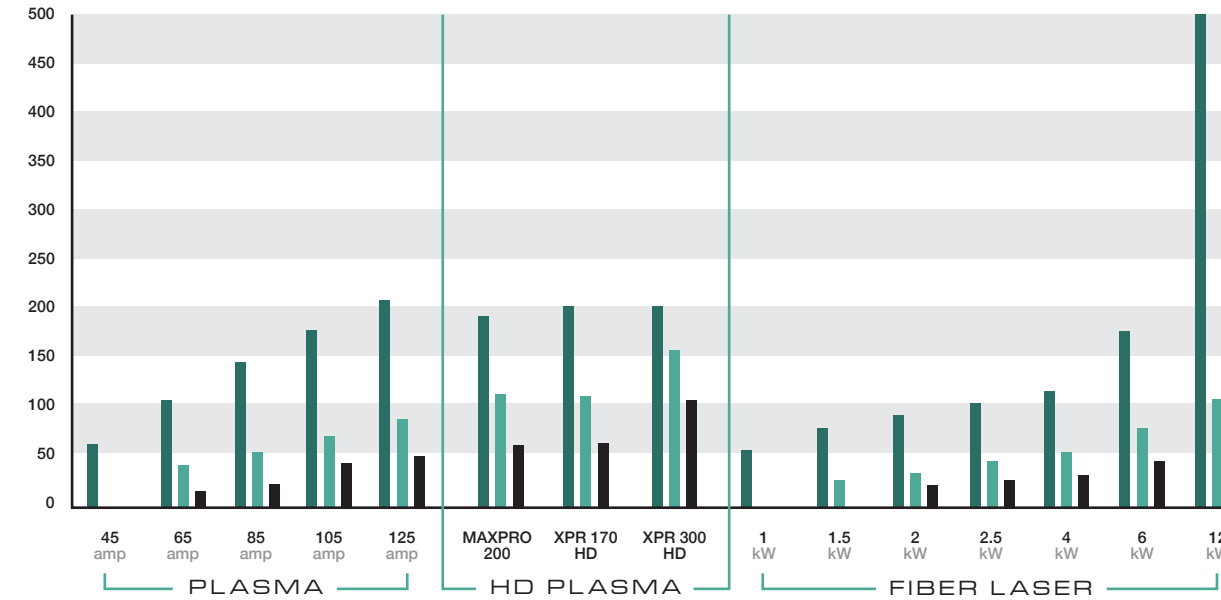
TECH SPECS	AIR PLASMA	HD PLASMA	COMBO PUNCH/ PLASMA	L-SERIES LASER 1-2.5kW	M-SERIES LASER 4-6kW	P-SERIES LASER 6-12kW
Investment*	\$15-\$45K	\$85-\$125K	\$400-\$1,000K+	\$240-\$300K	\$400-\$500K	\$800K +
Parts Per Shift**				1.5kW 2.5kW	4kW 6kW	6kW 12kW
11 ga steel	300	350	710	480 (O <sub>2</sub> ) 740 (N <sub>2</sub> )	1,150 (N <sub>2</sub> ) 1,270 (N <sub>2</sub> )	1,315 (N <sub>2</sub> ) 2,600 (N <sub>2</sub> )
1/4" steel	225	300	660	220 (O <sub>2</sub> ) 370 (O <sub>2</sub> )	480 (O <sub>2</sub> ) 660 (N <sub>2</sub> )	750 (N <sub>2</sub> ) 1,530 (N <sub>2</sub> )
1/2" steel	125	230	560	50 (O <sub>2</sub> ) 160 (O <sub>2</sub> )	220 (O <sub>2</sub> ) 310 (O <sub>2</sub> )	320 (O <sub>2</sub> ) 440 (N <sub>2</sub> )
3/4" steel	75	175	425	N/A 60 (O <sub>2</sub> )	125 (O <sub>2</sub> ) 165 (O <sub>2</sub> )	175 (O <sub>2</sub> ) 180 (O <sub>2</sub> )
Operating Costs**	\$5/HR	\$15/HR	\$15/HR	\$35/HR (N <sub>2</sub> ) \$5/HR (O <sub>2</sub> )	\$35/HR (N <sub>2</sub> ) \$6/HR (O <sub>2</sub> )	\$35/HR (N <sub>2</sub> ) \$7-8/HR (O <sub>2</sub> )
Key Advantages	<ul style="list-style-type: none"> <li>▲ Low investment</li> <li>▲ Low operating costs</li> </ul>	<ul style="list-style-type: none"> <li>▲ High quality plasma cuts</li> <li>▲ Fastest speeds in thick material</li> </ul>	<ul style="list-style-type: none"> <li>▲ Punch, cut, form, mark, drill, and tap all in one step</li> <li>▲ Eliminates downstream operations</li> </ul>	<ul style="list-style-type: none"> <li>▲ Great value machine for new laser users</li> <li>▲ Makes lasers affordable for low volume production</li> </ul>	<ul style="list-style-type: none"> <li>▲ Productive workhorse machine for a wide range of material types and thickness</li> </ul>	<ul style="list-style-type: none"> <li>▲ High production machine up to 12kW - offering the fastest cycle times in the world</li> </ul>

\*Investment prices are for reference only. **Please refer to actual machine quotes for valid pricing.**

\*\*Times and operating costs are approximations based on a sample nest.

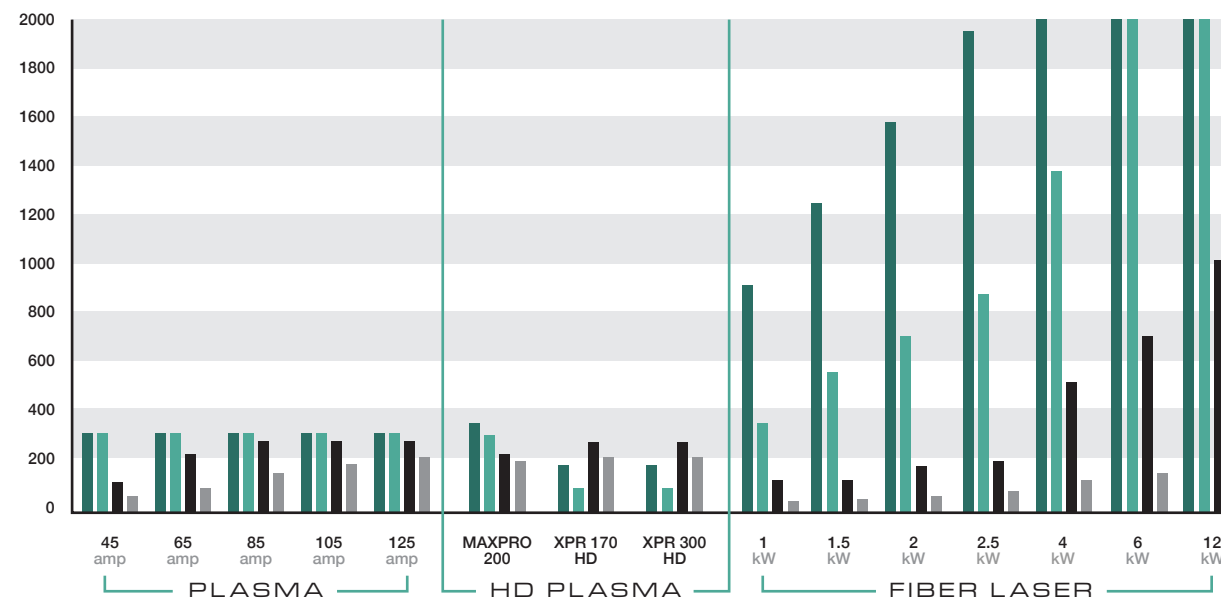
## APPROX. CUT SPEEDS INCHES/MINUTE

MILD STEEL ■ .25" | ■ .5" | ■ .75"



## APPROX. CUT SPEEDS INCHES/MINUTE

MILD STEEL ■ 22ga | ■ 16ga | ■ 10ga | ■ .25"



\*Times and operating costs are approximations based on a sample nest with the power and process best suited for each thickness with regard to acceptable cut quality. Individual results may vary depending on conditions such as material composition and consumable/run conditions.

\*\*For material thickness over 1/4" an Auto-Focus cutting head is required. Visit with our Applications Team about the best options for your specific needs.

# THE BEST FRIEND OF THE PIRANHA IRONWORKER.

From the makers of Piranha Ironworkers comes an even more affordable plasma table. The B-Series Plasma is perfect for your light industrial cutting needs. This table retains many of the high end features found on the C-Series table.

## AVAILABLE SIZES

- B404 - 4' x 4'
- B408 - 4' x 8'
- B510 - 5' x 10'

## AVAILABLE OPTIONS

### Hypertherm® Powermax® Plasma System

- ▲ Powermax 45®
- ▲ Powermax 65®
- ▲ Powermax 85®
- ▲ Powermax 105®
- ▲ Powermax 125®

## PLASMA TABLE B-SERIES ▲



## PIRANHA ADVANTAGE

### RUGGED CONSTRUCTION

An all-welded steel table top with bolt on legs. The B-Series Plasma table comes standard with a water table (not down-draft) and utilizes stepper motors on the X and Y axis.

### CNC CONTROL

This fully integrated system is ready to take on any of your designs or parts, with an extensive shape library, and LCD monitor.

### MICROSTEP® PROGRAMMABLE TORCH HEIGHT CONTROL

Consistent programmable control that automatically maintains proper torch height.

### PNEUMATIC BREAKAWAY TORCH

Your torch stays protected from inadvertent part tip-ups.

### AFFORDABLE

A solid, high quality machine at an affordable price for your light industrial cutting needs.

### DUAL SIDE DRIVE

Dual motors on the Y-axis give you maximum stability and the highest part quality.

### HYPERTHERM PRONEST SMART START

Included offline software with everything you need to get the job done with DXF importing, editing, and an NC code generator.



# DESIGNED FOR TOP-NOTCH CUTS.

From the makers of Piranha Ironworkers comes an affordable plasma table for your industrial cutting needs. The C-Series includes many high end standard features such as X & Y servo motors, integrated down draft and solid tube welded construction frame.

## AVAILABLE SIZES

- C404 - 4' x 4'
- C408 - 4' x 8'
- C510 - 5' x 10'

## AVAILABLE OPTIONS

### Hypertherm® Powermax® Plasma System

- ▲ Powermax 45®
  - ▲ Powermax 65®
  - ▲ Powermax 85®
  - ▲ Powermax 105®\*
  - ▲ Powermax 125®\*
- \*With optional Water Table*

### Tube Cutting Attachment (Optional)

Side mount with 2" - 11.5" diameter by corresponding table length (4', 8', 10') cutting capacity, no additional torch required.

## PLASMA TABLE C-SERIES



Shown with optional pipe cutter

## PIRANHA ADVANTAGE

### RUGGED CONSTRUCTION

An all-welded steel frame means you get the precision alignment and robustness you expect from a name like Piranha. You'll be producing quality cuts for years.

### CNC CONTROL

This fully integrated system is ready to take on any of your designs or parts, with an extensive shape library, and LCD monitor.

### PANASONIC® SERVO MOTORS/DRIVES

Powerful 400-watt servo motors on the X & Y-axis for higher positioning speeds and greater part throughput.

### MICROSTEP® PROGRAMMABLE TORCH HEIGHT CONTROL

Consistent programmable control that automatically maintains proper torch height.

### AFFORDABLE

A solid, high quality machine for your light to heavy industrial cutting at an affordable price.

### DUAL SIDE DRIVE

Dual motors on the Y-axis give you maximum stability and the highest part quality.

### DOWN DRAFT EXHAUST SYSTEM

Standard downdraft including high volume exhaust fan (up to Powermax 85) - optional water table available.

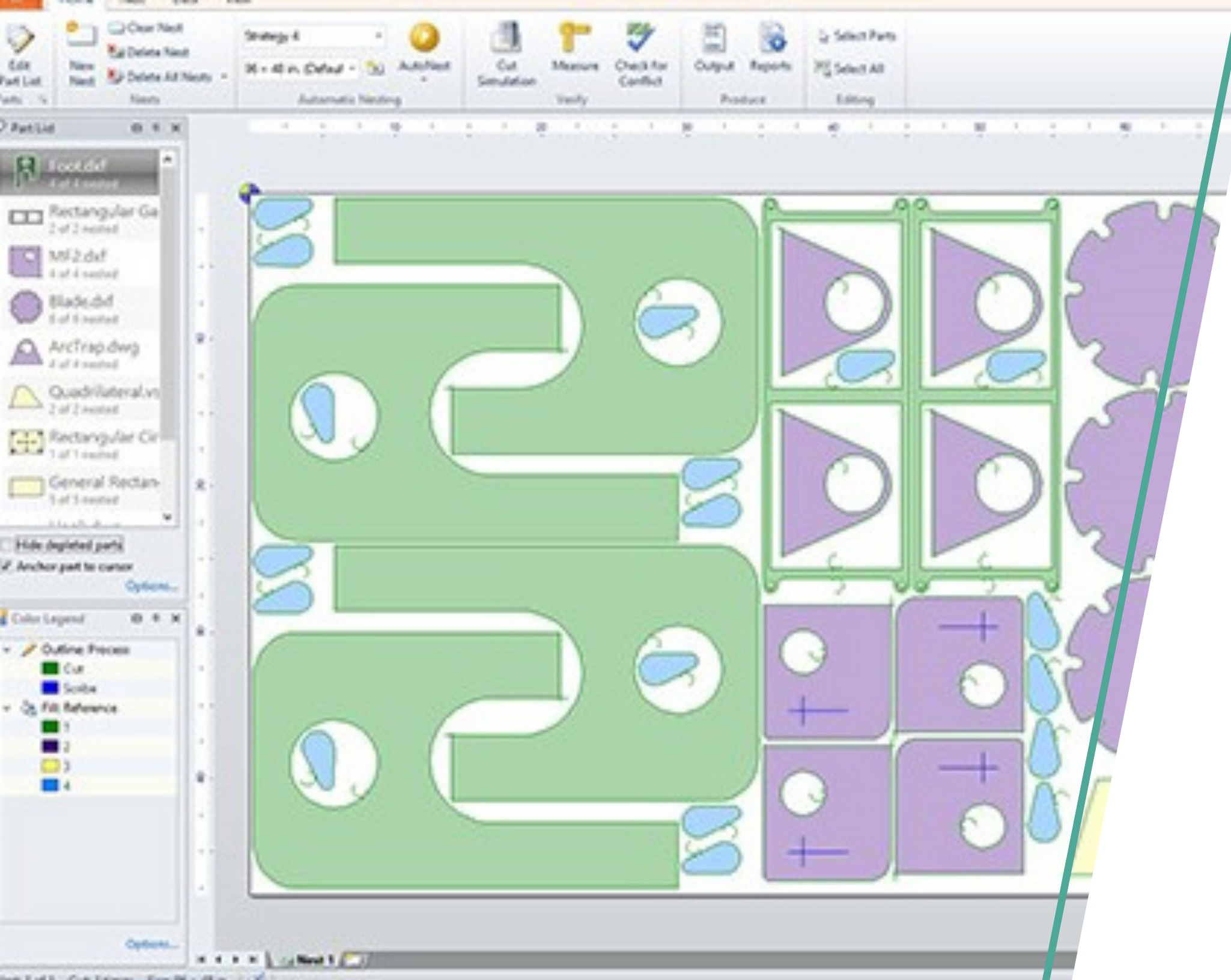
### PNEUMATIC BREAKAWAY TORCH

Your torch stays protected from inadvertent part tip-ups.

### HYPERTHERM PRONEST SMART START

Included offline software with everything you need to get the job done with DXF importing, editing, and an NC code generator.





# HYPERTHERM PRONEST® LT SMART START

Standard on all B & C Series Plasmas (HD Series requires Optional Offline Software.)

Hypertherm ProNest® LT Smart Start is a powerful CAD/CAM nesting software designed for light industrial, mechanized cutting in production environments. It provides a single software solution for all of your conventional plasma cutting machines. ProNest® LT Smart Start helps fabricators and manufacturers increase material savings, boost productivity, reduce operating costs, and improve part quality by offering the right level of cutting expertise for your needs. It also supports Hypertherm SureCut™ technology, including easy setup, optimized process parameters, and easy trouble shooting. In addition, ProNest® LT Smart Start is backed by Hypertherm's global network of professionals, meaning you'll always have access to the service and support you need.

## FEATURES/BENEFITS

### Part Design & Development

- ▲ Integrated 2D CAD program to create and edit CAD files
- ▲ Variable Shape Parts feature to develop common parts from templates

### CAD/CAM Import & Conversion

- ▲ Import CAD files (*industry-standard file formats*)
- ▲ Raster to vector converts static images to CAD
- ▲ Automatic CAD file correction and error notifications
- ▲ Automatic spline/ellipse smoothing and reduction
- ▲ Separate multiple parts from a single CAD file
- ▲ Automatic mapping of CAD layers to processes (*cut, mark*)

### Job Set-up

- ▲ Material database (*with grade and gauge*)
- ▲ Custom remnant creation (*define irregular shapes for nesting*)
- ▲ Grain constraint
- ▲ Safe zones for plate clamping applications

### SureCut™ technology and built-in process expertise

- ▲ Material type, thickness, grade and class based process parameters:
  - Separations for part, place, and pierce spacing
  - Kerf compensation and feed rate
  - Lead-in/out style optimized for part geometry and quality
  - Cutting Techniques
- ▲ Cut sequencing - automatic or manual

### Interactive Manual Nesting

- ▲ Group parts into clusters for nesting
- ▲ Color parts according to part property
- ▲ Drag, drop, bump, and auto-bump parts on the nest
- ▲ Move, mirror, and drag to rotate parts
- ▲ Click and drag to automatically array parts
- ▲ Prohibit/permit nesting inside of a part
- ▲ Part interference detection
- ▲ Edit lead-in/out position and properties within the nest
- ▲ Animated cutting sequence simulation
- ▲ Control cut direction and cut sequencing on part-by-part basis
- ▲ Plate cropping

## OPTIONAL PACKAGES

### ProNEST® LT Essentials

- ▲ ProNEST® LT Smart Start
- ▲ Automatic Nesting

### ProNEST® LT Unlimited

- ▲ ProNEST® LT Smart Start
- ▲ Automatic Nesting
- ▲ Common-line Cutting
- ▲ Chain and Bridge Cutting
- ▲ Skeleton Cut-Up



1.800.338.5471 | 650 Race St. | Rockford, IL 61101 | [sales@piranhafab.com](mailto:sales@piranhafab.com)

[piranhafab.com](http://piranhafab.com)

IRONWORKER

PRESS BRAKE

SHEAR

BENDING ROLL

PORTABLE PRESS

LASER

**PLASMA**

COMBINATION