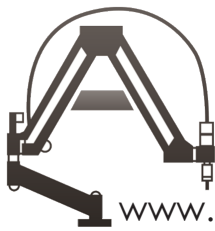



# FlexArm



[www.flexarminc.com](http://www.flexarminc.com)

## PNEUMATIC TAPPING ARMS



  
**THIRTY DAY**  
FREE TRIAL




1-800-837-2503  
[www.flexarminc.com](http://www.flexarminc.com)  
[flexarm@flexarminc.com](mailto:flexarm@flexarminc.com)

# Pneumatic Tapping Arms

## Mobile Cart Package

Your new pneumatic tapping arm on a blanchard ground cart, five quick change tap holders, \$100 OSG tooling voucher and tap stand.  
Call for Quote



Mobile Cart with Tapped Top for Easy Fixturing




Series	Reach	Tap Capacity	Max Torque	Speed Options	Starting Price
A - 32	11" - 34"	0 - 9/16"	28 ft/lb	400,600,1000,1500,2500,5000	\$2,895
S - 36	14" - 51"	0 - 9/16"	28 ft/lb	400,600,1000,1500,2500,5000	\$3,400
M - 60	22" - 76"	0 - 9/16"	28 ft/lb	400,600,1000,1500,2500,5000	\$3,650
RNR - 20*	14" - 72"	#6 - 7/8"	63 ft/lb	100/400 or 200/700	\$5,200

\*Available with Multi-Head

Actual Tap Capacity and Speed is dependent on motor chosen.

# FlexArm Accessories

Don't See What you need? Ask about Custom Accessories



## Step-less Quick Clamps:

Reduce setup time with these clamps. Position the piece, clamp, and tap.



## Horizontal Tapping Adapter:

Eliminate material handling by quickly changing from vertical to horizontal tapping.

\*Available on the A-32, S-36, and M-60.



**Five FREE Quick Change Tap Holders** are included with every arm purchase.

## Automatic Tap Lubrication System:

Extend tool life by pumping an adjustable amount of lubrication fluid any time the motor is running.



## Semi-Automatic Tap Lubrication System:

Allows the operator to mist the tap at their discretion and extend tool life.

\*Not available on the A32

## Automatic Depth Stop:

Maintain consistency and improve quality control.

## Tap Holder Stand:

Keep tooling and tap holders handy, clean, and organized.



## Magnetic Base Mount:

Increases the mobility of your FlexArm.



# NOT READY TO BUY A FLEXARM YET?

NO WORRIES, ENJOY THESE FREE TIPS ON HAND TAPPING.

## TAPS ARE BRITTLE, HANDLE WITH CARE

For taps and dies to cut, they have to be harder than the materials they are cutting. That makes them brittle, and easily broken..

## LUBRICATE!

Lubricating the cutting threads can reduce friction binding and help with chip removal. You don't need a lot, a little goes a long way... just repeat often.

## BREAK UP THE CHIPS

Chips need be broken up to avoid jamming and breaking the tap. Turn the tap in the cutting direction until you feel it bind, then turn the tap slowly in reverse until you feel the chip breaking away. The smaller the tap, the more important it is, so stop every revolution or two.

## TAKE YOUR TIME

Taps are crazy hard, so trying to remove a broken one is not only difficult, it's guaranteed to ruin your part and your day. Go slow, haste makes waste — waste of several hours of your time, your part, your tooling, and your wallet.

Yes, this process is extremely labor intensive, and good luck if you have more than one hole to tap. You are gambling all of the time you already put into that part, on each and every hole that you tap... hoping that your tap doesn't snap...

## OR YOU COULD JUST STEP UP AND GET A TAPPING ARM ALREADY.

The A-32 starts at only \$2900, can tap up to 9/16" with a tolerance of .002". It takes SECONDS to tap a perfect hole, no broken taps, no hand lubricating, no breaking chips, no digging broken taps out of parts, no scrapped parts... **It could literally pay for itself in one job.**

1-800-837-2503  
[www.flexarminc.com](http://www.flexarminc.com)

