

FlexArm

HYDRAULIC TAPPING ARMS



Tap up to
Ø 2" Offline



THIRTY DAY

FREE TRIAL

U.S.A Only



1-800-837-2503

www.flexarminc.com

flexarm@flexarminc.com

Hydraulic Tapping Arms




**Semi-Tap
Lubricator** is
now included
with every
Hydraulic
Tapping Arm

All New!

GH-18 110 Volt Electric Tapping Arm

Meet the GH-18, the first in its class to operate on 110V power. Designed for portability and efficient operation, while still producing 59 ft/lbs of torque.




GH-24



GH-30



GH-45

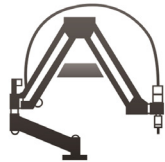


GH-60

Series	Power	Reach	Tap Capacity	Max Torque	Speed Range	Starting Price
GH 18	110 Volts	14" - 72"	#6 - 5/8"	59 ft/lbs	100 - 420 RPM	\$4,995
GH 24	480 Volts	20" - 76"	#6 - 7/8"	78 ft/lbs	100 - 500 RPM	\$7,800
GH 30	480 Volts	20" - 76"	#6 - 1-1/4"	188/63 ft/lbs	140 - 500 RPM	\$9,895
GH 45	480 Volts	20" - 78"	1/4" - 1-1/2"	325/63 ft/lbs	110 - 500 RPM	\$11,595
GH 60	480 Volts	20" - 85"	1/4" - 2"	811/162 ft/lbs	55/275 RPM	\$14,995

FlexArm Accessories

Don't See What you need? Ask about Custom Accessories




Step-less Quick Clamps:
Position your piece, clamp
and tap



Multi-Position Head:

This adapter quickly
changes between
vertical and horizontal
tapping.



**Blanchard Ground Steel
Top Table with Casters**
A durable mobile
mounting option for your
new FlexArm



Five FREE Quick Change Tap Holders
are included with every arm purchase.

Digital Depth Control
Digital depth control allows the
operator to control depth and
maintain consistency, making
quality control simple.



NOT READY TO BUY A FLEXARM YET?

NO WORRIES, ENJOY THESE FREE TIPS ON HAND TAPPING.

TAPS ARE BRITTLE, HANDLE WITH CARE

For taps and dies to cut, they have to be harder than the materials they are cutting. That makes them brittle, and easily broken..

LUBRICATE!

Lubricating the cutting threads can reduce friction binding and help with chip removal. You don't need a lot, a little goes a long way... just repeat often.

BREAK UP THE CHIPS

Chips need be broken up to avoid jamming and breaking the tap. Turn the tap in the cutting direction until you feel it bind, then turn the tap slowly in reverse until you feel the chip breaking away. The smaller the tap, the more important it is, so stop every revolution or two.

TAKE YOUR TIME

Taps are crazy hard, so trying to remove a broken one is not only difficult, it's guaranteed to ruin your part and your day. Go slow, haste makes waste — waste of several hours of your time, your part, your tooling, and your wallet.

Yes, this process is extremely labor intensive, and good luck if you have more than one hole to tap. You are gambling all of the time you already put into that part, on each and every hole that you tap... hoping that your tap doesn't snap...

OR YOU COULD JUST STEP UP AND GET A TAPPING ARM ALREADY.

The GH-18 starts at only \$4,995, can tap up to 5/8" with a tolerance of .002". It takes SECONDS to tap a perfect hole, no broken taps, no hand lubricating, no breaking chips, no digging broken taps out of parts, no scrapped parts... **It could literally pay for itself in one job.**

1-800-837-2503
www.flexarminc.com

